

## MBA Career Services Employment Report 2005

The 2004-2005 recruiting year showed an increase in both salaries and sign on bonuses. Additionally, nearly two-thirds of the class received sign on bonuses compared to 49% one year earlier. Positive signs exist that employers are pleased with the Wisconsin MBA move toward specializations including an increased number of employers recruiting on campus.

The following statistics reflect job offers which were accepted by students during the 2004-2005 Academic Year. The MBA Career Services Office tracks employment statistics in accordance with the **MBA Career Services Council Standards** for reporting MBA Employment Statistics. The data used for this report is based on information reported by MBA/MS graduates from December 2004-May 2005 and collected through September 30, 2005. Information reported includes both international and U.S. placements and salaries are expressed in U.S. dollars.

### Employment Statistics for 2005 MBA/MS graduates

98% of 2005 MBA/MS graduates provided useable job search information.

Timing of Job Acceptances	
% of job seeking grads that accepted an offer by graduation:	72%
% of job seeking grads that accepted an offer by 3 months after graduation:	92%
% of job seeking grads that accepted an offer by Sept. 30, 2005:	99%

Compensation Summary	
Salary Range:	\$25,000 - \$110,000
Average Base:	\$74,332
Median Base:	\$76,500
Average Signing Bonus:	\$9,961 (62% reported a sign-on bonus)
Average Other Guaranteed Compensation:	\$4,200 (3% reported other guaranteed compensation)
<ul style="list-style-type: none"> <li>- Base salary does not include bonuses, commissions, and other compensation.</li> <li>- Benefits and perquisites (company cars, equipment, memberships, etc) are not equated to cash and not included in compensation.</li> <li>- Other Guaranteed Compensation may include other taxable payroll compensation such as annual bonus and "overtime" pay.</li> </ul>	

Most Active Employers in 2005	
<b>Abbott Laboratories</b> <b>Best Buy</b> <b>Cisco Systems, Inc.</b> <b>CUNA Mutual</b> <b>General Electric</b> <b>Guidant Corporation</b> <b>IBM</b> <b>Intel Corporation</b>	<b>KeyBank</b> <b>Kimberly-Clark</b> <b>Miller Brewing Company</b> <b>Northwestern Mutual Investments</b> <b>UBS Investment Bank</b> <b>Victory Capital Management</b> <b>W. W. Grainger, Inc.</b>
<p>The companies listed above made multiple offers, full-time hires, and/or actively recruited 2005 graduates on-campus during the 2004-2005 Academic Year.</p>	

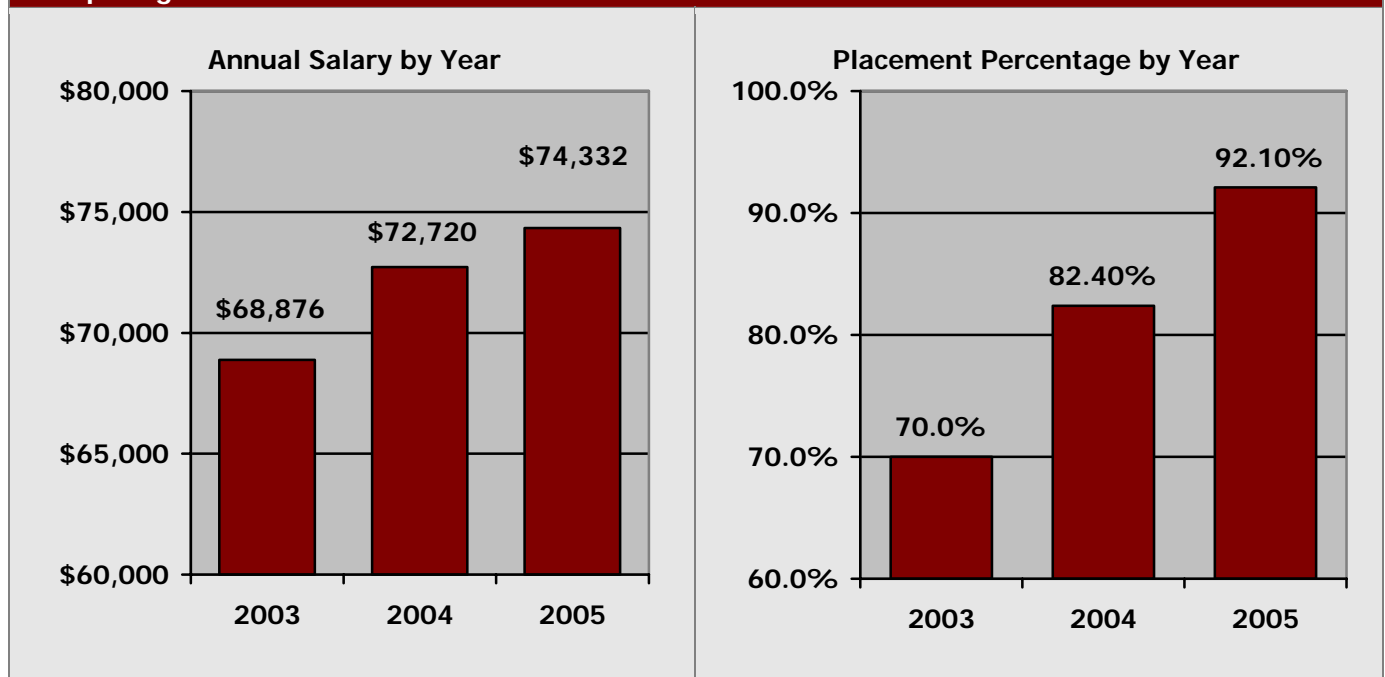
## MBA Career Services Employment Report 2005

### Employment Summary by Specialization in 2005

Specialization	Percentage Placement	Average Base Salary	Median Base Salary
Applied Corporate Finance (ACFIN)	100 %	\$ 64,050	\$ 75,000
Applied Security Analysis (ASAP)	100 %	\$ 76,780	\$ 74,400
Arts Administration	N/A	N/A	N/A
Brand & Product Management	100 %	\$ 85,111	\$ 85,000
Entrepreneurial Management	50 %	\$ 54,000	\$ 48,000
Information Systems	100 %	\$ 75,000	\$ 75,000
Marketing Research	100 %	\$ 74,900	\$ 76,500
Operations & Technology Management	88 %	\$ 68,600	\$ 60,000
Real Estate	91 %	\$ 75,520	\$ 77,500
Risk Management & Insurance	67 %	\$ 61,500	\$ 61,500
Strategic Human Resource Management	100 %	\$ 89,500	\$ 89,500
Strategic Management in Life & Engineering Sciences	N/A	N/A	N/A
Supply Chain Management	100 %	\$ 89,750	\$ 90,000
Other (discontinued programs)	100 %	\$ 74,143	\$ 80,000
Summary	92.1 %	\$ 74,332	\$ 76,500

- Arts Administration and SMILES are new programs; the first graduating class for each will be in 2006.
- Discontinued programs include Accounting, General Management, International Business, and Finance, Investment & Banking.
- Benefits and perquisites (company cars, equipment, memberships, etc) are not equated to cash and not included in compensation.

### Comparing 2005 to 2004 and 2003 at UW-Madison



## MBA Career Services Employment Report 2005


### Employment Summary by Industry in 2005

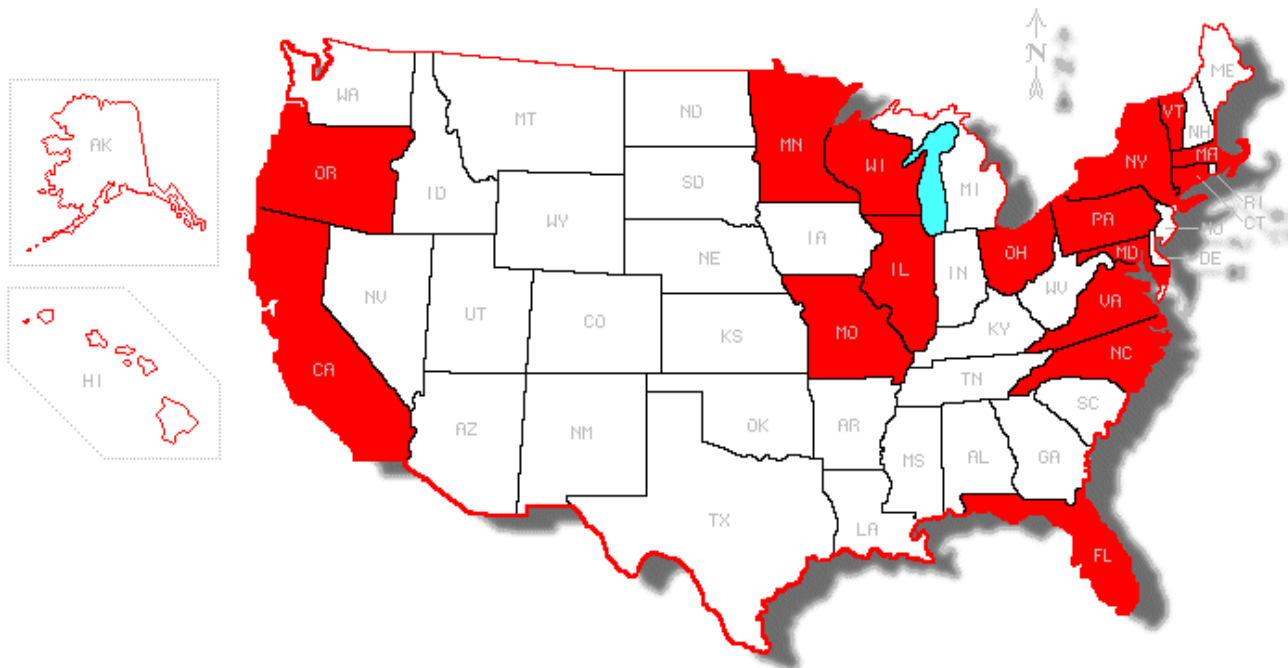
Industry	Percent Accepted Job Offer	Average Base Salary
Consulting Services	12%	\$76,972
Financial Services	43%	\$66,869
Manufacturing	43%	\$80,719
Non-Profit	1%	*

- The \* symbol denotes a case where there was not enough data collected to report statistics.
- Benefits and perquisites (company cars, equipment, memberships, etc) are not equated to cash and not included in compensation.

### Employment Summary by Geographic Region in 2005

Region	Percentage of Acceptances	Average Base Salary	Median Base Salary
Mid-Atlantic	5%	\$82,625	\$81,250
Midwest	66%	\$73,843	\$75,000
Northeast	12%	\$71,778	\$75,000
South	3%	\$79,000	\$79,000
West	8%	\$85,792	\$83,000
Overseas	5%	\$58,250	\$55,000

 States where MBA/MS graduates accepted employment in 2005



- The \* symbol denotes a case where there was not enough data collected to report statistics.
- Benefits and perquisites (company cars, equipment, memberships, etc) are not equated to cash and not included in compensation.

## MBA Career Services Employment Report 2005

### Employment Summary by Function in 2005

Function	Percent Accepted Job Offer	Average Base Salary
Consulting	3%	\$77,500
Finance / Accounting	43%	\$70,306
General Management	4%	\$74,333
Human Resources	2%	\$74,333
Marketing / Sales	28%	\$79,190
MIS	*	*
Operations / Logistics	16%	\$78,229
Other	1%	\$48,000

- The \* symbol denotes a case where there was not enough data collected to report statistics.
- Benefits and perquisites (company cars, equipment, memberships, etc) are not equated to cash and not included in compensation.

### Internship Statistics for Summer 2005

Internships accepted by First Year students during the 2004-2005 Academic Year (May 2006 Graduates).

### Summer 2005 Internship Summary Information

Monthly Salary Range:	\$700 to \$7,500
Average Monthly Base:	\$4,425
Median Base:	\$4,680
Average Relocation Among Those Offered (25%):	\$1,854

- 91% of all students accepted internships.
- 56% of students that reported accepting internships provided useable salary information.

### Most Active Internship Employers in 2005

<b>Abbott Laboratories</b> <b>Best Buy</b> <b>Guidant Corporation</b> <b>Horizon Development</b> <b>KPMG</b>	<b>Kraft Foods</b> <b>Miller Brewing Company</b> <b>RHS Companies</b> <b>VISTAKON (Johnson &amp; Johnson)</b> <b>W.W. Grainger, Inc.</b>
--	--

The companies listed above made multiple internship offers and internship hires for the summer of 2005.